

## Estimating sheet

Contact: \_\_\_\_\_

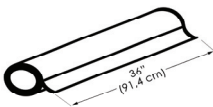

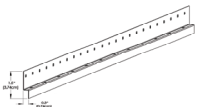


 Address: \_\_\_\_\_  
 \_\_\_\_\_  
 \_\_\_\_\_

Tel. : \_\_\_\_\_

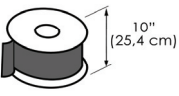
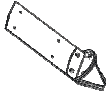
Fax: \_\_\_\_\_

Project name: \_\_\_\_\_

Required date: \_\_\_\_\_

	Description		Profile	Total Qty
(A)	Ice Water Shield Membrane 36" x 65" (91,4 cm x 19,8 m)	1 roll = 195ft <sup>2</sup> (18,12 m <sup>2</sup> )		Roll
	Roof Slate Tiles 49" x 14.5" (124,5 cm x 36,8 cm) 1 pc = 4.16 ft <sup>2</sup> (0,39 m <sup>2</sup> )	Box = 12 pcs		
(C)	Starter Strip Slate 10' (3,05 m)	Box = 30 pcs		Box
(D)	Ridge Cap Slate 9,5"x11"x3,75" (24,13 cm x 27,9 cm x 9,5 cm) 1 pc = 0.54 linear feet (0,18 lin.m)	Box = 50 pcs		Box
(E)	Universal Slate Channel 0,5"x118" (1,27 cm x 300 cm) 1 pc = 9'10" (3m) length	Box = 12 pcs	 <b>Aluminum</b>	Box

### Accessories also available

(F)	Sealant Tape 10" x 33' linear feet (25,4 cm x 10,06 m)	1 roll = 33' (10,6 m)		Roll
(G)	Snow-Guards Brackets Copper 2.38" x 18" x 1.5" (6,05 cm x 45,72 cm x 3,8 cm)	Box = 5 pcs		Box

Project plan

